



Sample School (PTA)

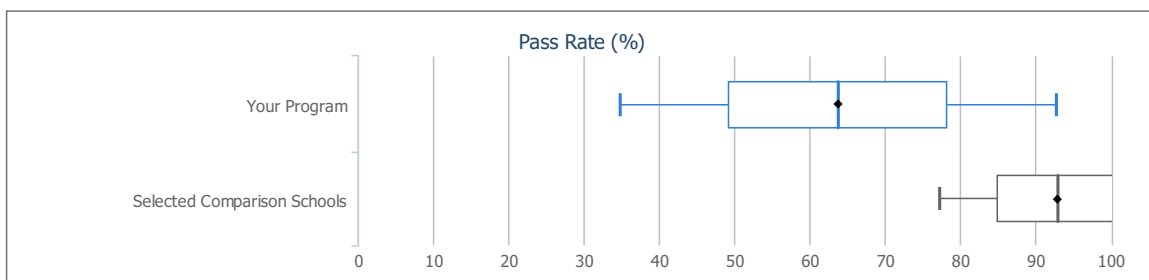
1st Time Test Takers Benchmarking School Report

School Code: XXXX
 Graduation Year: 2014
 Content Outline Year: 2013
 Date of Report: 11/23/2015

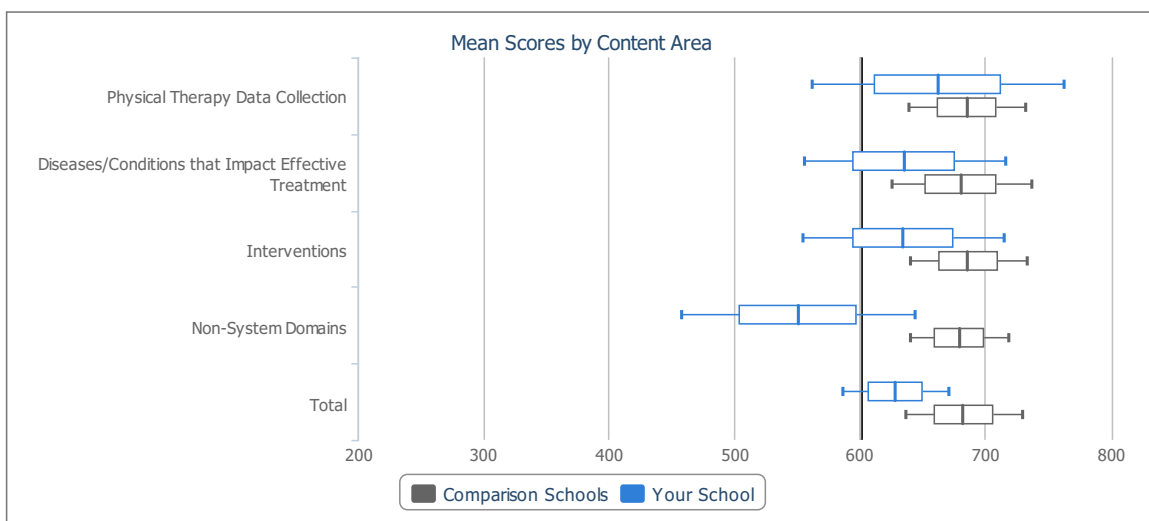
Selected Comparison Schools Comprising This Report:

- Sample School 1 (PTA)
- Sample School 2 (PTA)
- Sample School 3 (PTA)
- Sample School 4 (PTA)
- Sample School 5 (PTA)

1st Time Test Takers from Your Program	Total	Pass Rate	Standard Error
	11	63.6%	14.5%
1st Time Test Takers from Selected Comparison Schools	Total	Pass Rate	Standard Deviation
	109	92.8%	7.9%

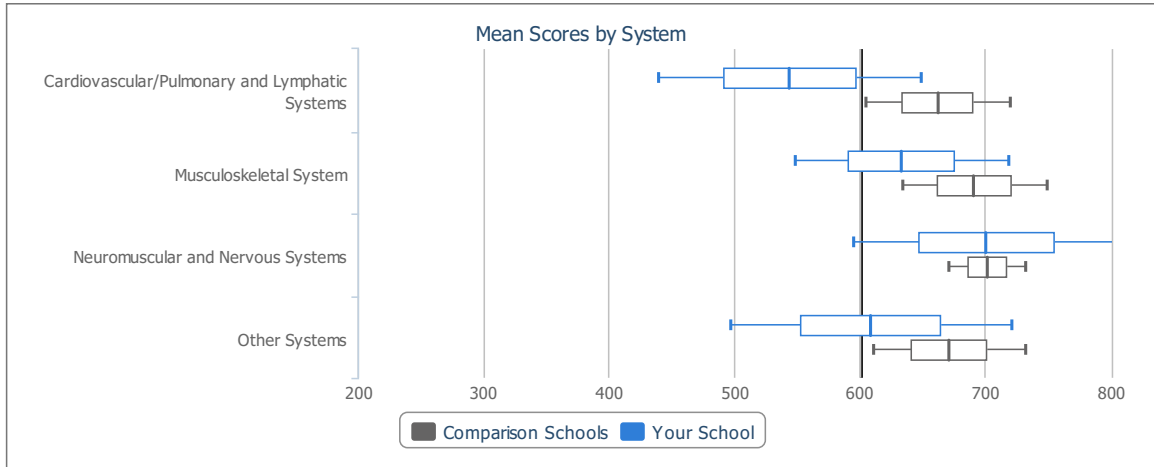


Content Areas	Target Percentage and Number of Items in Each Area of the Test Content Outline		1st Time Test Takers from Your Program		1st Time Test Takers from Selected Comparison Schools	
	% of Exam	# Items in Each Content Area	Mean Scale Score	Confidence Interval of the Mean	Mean Scale Score	Standard Deviation
Physical Therapy Data Collection	20.7%	31	661.3	50.0	684.5	23.3
Diseases/Conditions that Impact Effective Treatment	28.0%	42	634.6	40.3	679.5	27.9
Interventions	30.7%	46	633.6	40.0	685.1	23.3
Non-System Domains	20.7%	31	549.7	46.4	678.5	19.7
Total	100.0%	150	627.0	21.2	681.8	23.3



Confidence Interval is a measure of the statistical accuracy of an estimate, equal to the standard deviation of the theoretical distribution of a large population of such estimates. See the School Reports Interpretive Guide for more information.

Systems	Target Percentage and Number of Items in Each Area of the Test Content Outline		1st Time Test Takers from Your Program		1st Time Test Takers from Selected Comparison Schools	
	% of Exam	# Items in Each Content Area	Mean Scale Score	Confidence Interval of the Mean	Mean Scale Score	Standard Deviation
Cardiovascular/Pulmonary and Lymphatic Systems	16.7%	25	543.0	52.6	661.1	28.5
Musculoskeletal System	26.0%	39	632.2	42.5	690.3	28.9
Neuromuscular and Nervous Systems	22.0%	33	700.1	53.4	700.3	15.3
Other Systems	14.7%	22	607.8	56.2	670.3	30.0



Report data is updated eight times a year. The data for this report is current as of February 24, 2015