



## Sample School (PT)

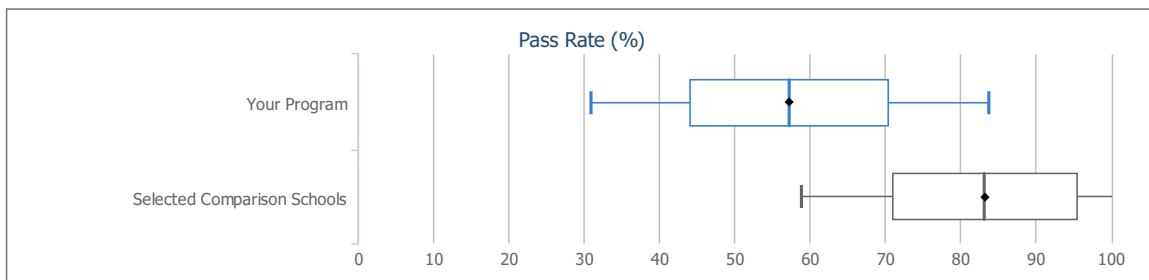
### 1st Time Test Takers Benchmarking School Report

School Code: XXXX  
 Graduation Year: 2014  
 Content Outline Year: 2013  
 Date of Report: 11/23/2015

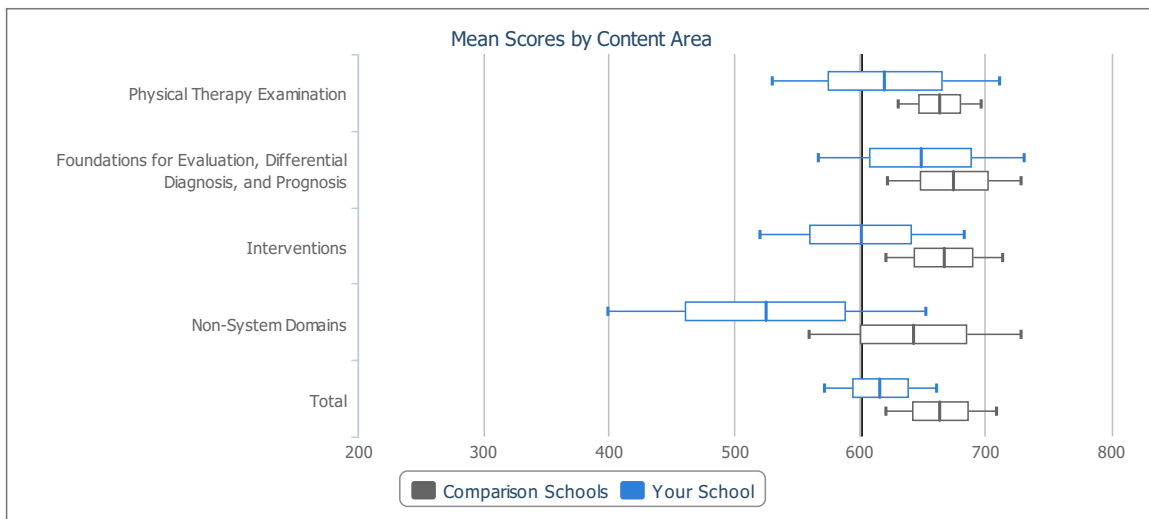
Selected Comparison Schools Comprising This Report:

- Sample School 1 (PT)
- Sample School 2 (PT)
- Sample School 3 (PT)
- Sample School 4 (PT)
- Sample School 5 (PT)

1st Time Test Takers from Your Program	Total	Pass Rate	Standard Error
	14	57.1%	13.2%
1st Time Test Takers from Selected Comparison Schools	Total	Pass Rate	Standard Deviation
	123	83.2%	12.2%

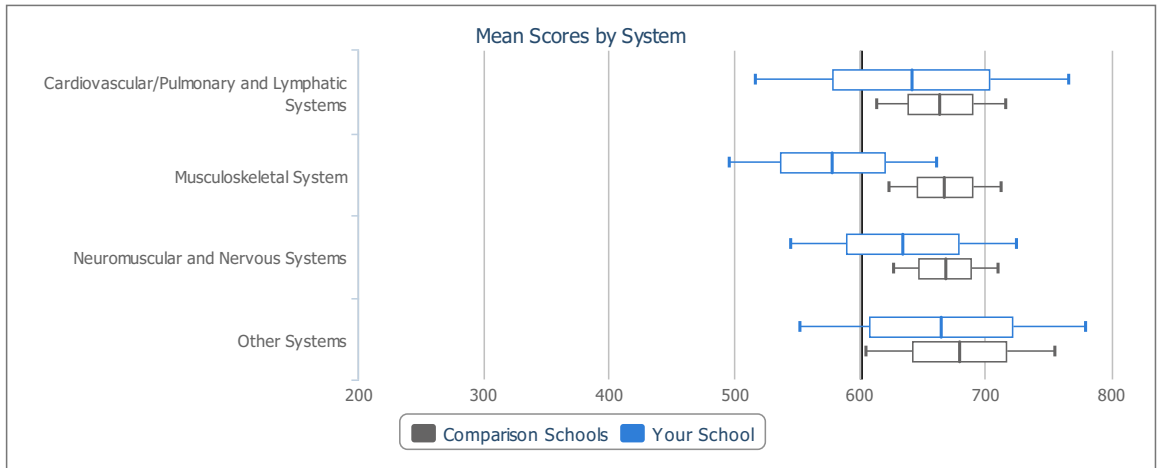


Content Areas	Target Percentage and Number of Items in Each Area of the Test Content Outline		1st Time Test Takers from Your Program		1st Time Test Takers from Selected Comparison Schools	
	% of Exam	# Items in Each Content Area	Mean Scale Score	Confidence Interval of the Mean	Mean Scale Score	Standard Deviation
Physical Therapy Examination	26.5%	53	619.1	45.4	662.5	16.6
Foundations for Evaluation, Differential Diagnosis, and Prognosis	32.5%	65	647.6	40.8	674.4	26.7
Interventions	28.5%	57	600.2	40.6	666.3	23.3
Non-System Domains	12.5%	25	524.1	63.4	642.3	42.2
Total	100.0%	200	615.4	22.3	663.3	22.1



Confidence Interval is a measure of the statistical accuracy of an estimate, equal to the standard deviation of the theoretical distribution of a large population of such estimates. See the School Reports Interpretive Guide for more information.

Systems	Target Percentage and Number of Items in Each Area of the Test Content Outline		1st Time Test Takers from Your Program		1st Time Test Takers from Selected Comparison Schools	
	% of Exam	# Items in Each Content Area	Mean Scale Score	Confidence Interval of the Mean	Mean Scale Score	Standard Deviation
Cardiovascular/Pulmonary and Lymphatic Systems	16.5%	33	640.4	62.4	663.4	25.6
Musculoskeletal System	30.5%	61	577.5	41.4	667.0	22.4
Neuromuscular and Nervous Systems	25.0%	50	633.6	45.1	667.6	20.9
Other Systems	15.5%	31	664.3	57.0	678.5	37.7



Report data is updated eight times a year. The data for this report is current as of February 24, 2015